

# AHL-PS 60, AIR VERSION

## ROBUST POWER SUPPLY FOR AHL-LIGHT 15, 20, 35, AND 70

AHL-PS 60 is a power supply for LED lights made for long-term operation in tough ambient environment. It can be used both outdoors and indoors. The power supply is connected to the power network on site and powers the AHL-LIGHT via a lighting cable.

Two operational modes; Dynamic or Maximum output power to light. Dynamic means that the light current is adjusted automatically depending on LED chip temperature to avoid power switch off. Maximum means full power to light with overheating protection, which switches off the light when overheated.

## APPLICATIONS

- Power supply for the AHL-LIGHT 15, 20, 35, and 70

## BENEFITS

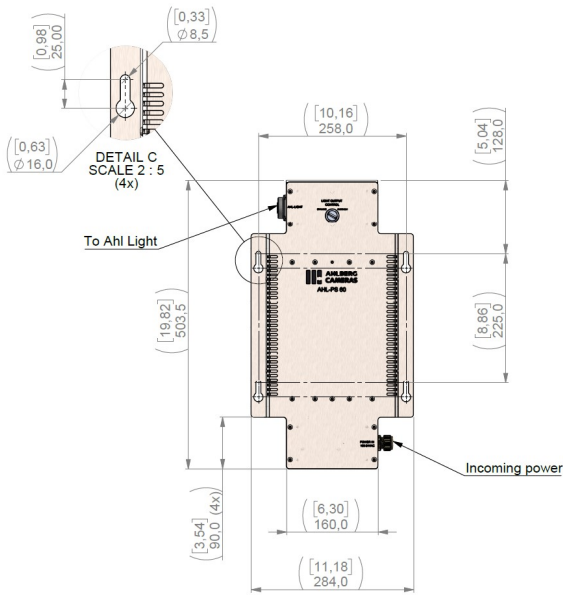
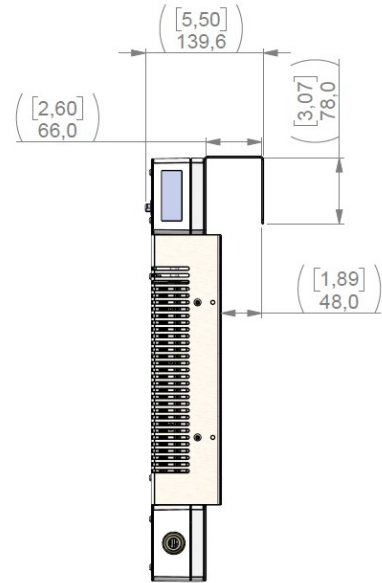

- Two operational modes; Dynamic or Maximum output power to light
- Equipped with overheating protection
- FME approved design - no loose parts can enter the pool water

## SPECIFICATIONS

Dimensions (HxWxD)	504 x 284 x 92 mm, (19.8" x 11.2" x 3.6")
Housing material	Stainless Steel (EN1.4301)
Weight	8.0 kg (17.6 lbs)
IP classification	IP66
Operating temperature	-20 - +50 °C (-4 - +122 °F)
Input power	100-240 VAC, 50-60 Hz
Power consumption	640 W max
Input Power Cable	3m (9.8 ft) long and comes with for example a NEMA 5-15P connector, or other type

*We reserve the right to alter specifications without prior notice*

**AHL-PS 60, AIR VERSION IMAGES**



*We reserve the right to alter specifications without prior notice*